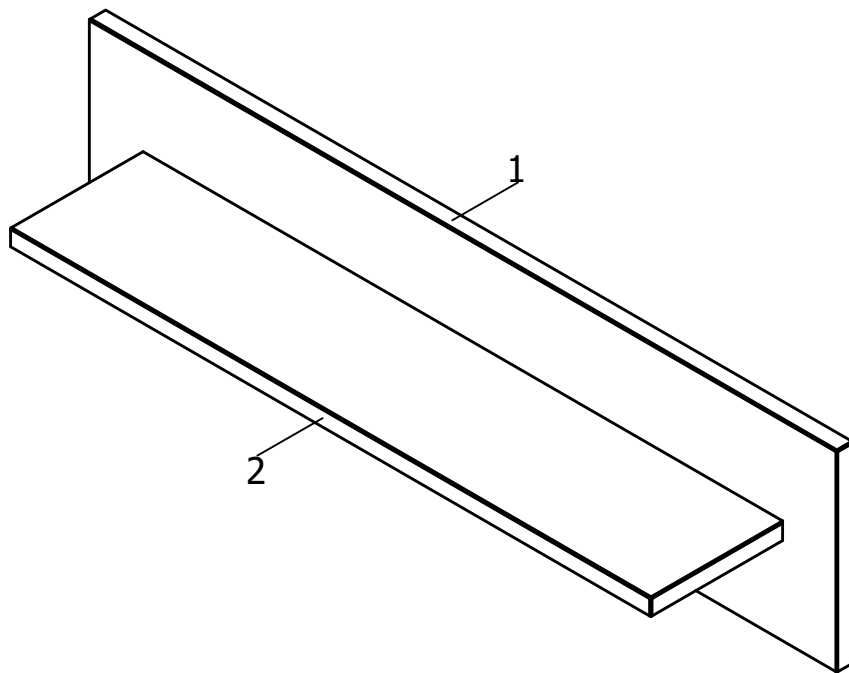


# bopita®

ASSEMBLY INSTRUCTION  
MONTAGE HANDLEIDING  
MONTAGE ANLEITUNG  
NOTICE DE MONTAGE  
MANUAL DE MONTAJE

UK  
NL  
D  
F  
ESP

MODEL : LINES  
TYPE : SHELF  
COLOUR : DUNE/NATURAL  
ART.CODE : 118190.59










Distributor:

BOPITA  
Energieweg 1  
6662 NS Elst  
The Netherlands

[www.bopita.com](http://www.bopita.com)



15.06.2023.

<p>A</p>  <p>3X</p>	<p>B</p>  <p>3X</p>	<p>C</p>  <p>2X</p>	<p>D</p>  <p>3x16</p>	<p>E</p>  <p>4X</p>	<p>F</p>  <p>Ø6X30</p> <p>2X</p>
<p>G</p>  <p>M4X20</p> <p>4X</p>					

